

# ***FQ-100***

## ***Performance Fog Generator***

## **User Manual**

©High End Systems Inc., 2017, All Rights Reserved

Information and specifications in this document are subject to change without notice. High End Systems, Inc. assumes no responsibility or liability for any errors or inaccuracies that may appear in this manual.

Trademarks used in this text:

High End Systems is a registered trademark; and the High End Systems globe logo, is a trademark of High End Systems, Inc..

Other trademarks and trade names may be used in this document to refer to either the entities claiming the marks and names or their products. High End Systems disclaims any proprietary interest in trademarks and trade names owned by others.

FQ-100 Performance Fog Generator User Manual

p/n Version 2.0

January, 2010

**HIGH END SYSTEMS®**



---

## Contact Information

### **U.S. and the Americas**

***Sales Department*** High End Systems  
2105 Gracy Farms Lane  
Austin, TX 78758 USA  
voice: 512.836.2242  
fax: 512.837.5290  
Toll Free: 800.890.8989

***Customer Service*** High End Systems  
2105 Gracy Farms Lane  
Austin, TX 78758 USA  
voice: 800.890.8989  
fax: 512.834.9195  
toll free: 800.890.8989

**World Wide Web:** <http://www.highend.com>

---

## Product Modification Warning

High End Systems products are designed and manufactured to meet the requirements of United States and International safety regulations. Modifications to the product could affect safety and render the product non-compliant to relevant safety standards.

### Mise En Garde Contre La Modification Du Produit

Les produits High End Systems sont conçus et fabriqués conformément aux exigences des règlements internationaux de sécurité. Toute modification du produit peut entraîner sa non conformité aux normes de sécurité en vigueur.

### Produktmodifikationswarnung

Design und Herstellung von High End Systems entsprechen den Anforderungen der U.S. Amerikanischen und internationalen Sicherheitsvorschriften. Abänderungen dieses Produktes können dessen Sicherheit beeinträchtigen und unter Umständen gegen die diesbezüglichen Sicherheitsnormen verstoßen.

### Avvertenza Sulla Modifica Del Prodotto

I prodotti di High End Systems sono stati progettati e fabbricati per soddisfare i requisiti delle normative di sicurezza statunitensi ed internazionali. Qualsiasi modifica al prodotto potrebbe pregiudicare la sicurezza e rendere il prodotto non conforme agli standard di sicurezza pertinenti.

### Advertencia De Modificación Del Producto

Los productos de High End Systems están diseñados y fabricados para cumplir los requisitos de las reglamentaciones de seguridad de los Estados Unidos e internacionales. Las modificaciones al producto podrían afectar la seguridad y dejar al producto fuera de conformidad con las normas de seguridad relevantes.

## Important Safety Information

Warnings pertaining to continued protection against fire, electric shock, and injury to persons are at the end of this document. Please read all instructions prior to assembling, mounting, and operating this equipment.

### Important: Informations De Sécurité

À la fin de ce document, vous trouverez des instructions relatives à la protection continue contre les incendies, d'électrocution et de blessures aux personnes. Veuillez lire toutes les instructions avant d'assembler, de monter ou d'utiliser cet équipement.

### Wichtige Sicherheitshinweise

Warnungen im Zusammenhang mit anhaltenden Schutz gegen Feuer, Stromschlägen und Verletzungen von Personen sind am Ende dieses Dokuments. Vor der Montage, dem Zusammenbau und der Inbetriebnahme dieses Geräts alle Anleitungen sorgfältig durchlesen.

---

## Product Modification Warning

High End Systems products are designed and manufactured to meet the requirements of United States and International safety regulations. Modifications to the product could affect safety and render the product non-compliant to relevant safety standards.

### Mise En Garde Contre La Modification Du Produit

Les produits High End Systems sont conçus et fabriqués conformément aux exigences des règlements internationaux de sécurité. Toute modification du produit peut entraîner sa non conformité aux normes de sécurité en vigueur.

### Produktmodifikationswarnung

Design und Herstellung von High End Systems entsprechen den Anforderungen der U.S. Amerikanischen und internationalen Sicherheitsvorschriften. Abänderungen dieses Produktes können dessen Sicherheit beeinträchtigen und unter Umständen gegen die diesbezüglichen Sicherheitsnormen verstoßen.

### Avvertenza Sulla Modifica Del Prodotto

I prodotti di High End Systems sono stati progettati e fabbricati per soddisfare i requisiti delle normative di sicurezza statunitensi ed internazionali. Qualsiasi modifica al prodotto potrebbe pregiudicare la sicurezza e rendere il prodotto non conforme agli standard di sicurezza pertinenti.

### Advertencia De Modificación Del Producto

Los productos de High End Systems están diseñados y fabricados para cumplir los requisitos de las reglamentaciones de seguridad de los Estados Unidos e internacionales. Las modificaciones al producto podrían afectar la seguridad y dejar al producto fuera de conformidad con las normas de seguridad relevantes.

## Important Safety Information

Warnings pertaining to continued protection against fire, electric shock, and injury to persons are at the end of this document. Please read all instructions prior to assembling, mounting, and operating this equipment.

### Important: Informations De Sécurité

À la fin de ce document, vous trouverez des instructions relatives à la protection continue contre les incendies, d'électrocution et de blessures aux personnes. Veuillez lire toutes les instructions avant d'assembler, de monter ou d'utiliser cet équipement.

### Wichtige Sicherheitshinweise

Warnungen im Zusammenhang mit anhaltenden Schutz gegen Feuer, Stromschlägen und Verletzungen von Personen sind am Ende dieses Dokuments. Vor der Montage, dem Zusammenbau und der Inbetriebnahme dieses Geräts alle Anleitungen sorgfältig durchlesen.

---

## Informazioni Importanti Di Sicurezza

Alla fine di questo documento, si possono trovare le istruzioni per una protezione continua contro gli incendi, scosse elettriche e lesioni alle persone. Si prega di leggere tutte le istruzioni prima di assemblare, montare e azionare l'apparecchiatura.

## Informacion Importante De Seguridad

Al final de este documento, usted puede encontrar instrucciones para la protección continua contra el fuego, descarga eléctrica y lesiones a personas. Lea, por favor, todas las instrucciones antes del ensamblaje, montaje y operación de este equipo.

## Warranty Information

### Limited Warranty

Unless otherwise stated, your product is covered by a one year parts and labor limited warranty. Dichroic filters and LithoPatterns® high resolution glass gobos are not guaranteed against breakage or scratches to coating. It is the owner's responsibility to furnish receipts or invoices for verification of purchase, date, and dealer or distributor. If purchase date cannot be provided, date of manufacture will be used to determine warranty period.

### Returning an Item Under Warranty for Repair

It is necessary to obtain a Return Material Authorization (RMA) number from your dealer or point of purchase BEFORE any units are returned for repair. The manufacturer will make the final determination as to whether or not the unit is covered by warranty. Lamps are covered by the lamp manufacturer's warranty.

FQ-100 fog generators must be returned in its original roadcase. Any other parts returned to High End Systems must be packaged in a suitable manner to ensure the protection of such Product unit or parts, and such package shall be clearly and prominently marked to indicate that the package contains returned Product units or parts and with an RMA number. Accompany all returned Product units or parts with a written explanation of the alleged problem or malfunction. Ship returned Product units or parts to: 2105 Gracy Farms Lane, Austin, TX 78758 USA.

**Note:** *Freight Damage Claims are invalid for fixtures shipped in non-factory boxes and packing materials.*

### Freight

All shipping will be paid by the purchaser. Items under warranty shall have return shipping paid by the manufacturer only in the Continental United States. Under no circumstances will freight collect shipments be accepted. Prepaid shipping does not include rush expediting such as air freight. Air freight can be sent customer collect in the Continental United States.

REPAIR OR REPLACEMENT AS PROVIDED FOR UNDER THIS WARRANTY IS THE EXCLUSIVE REMEDY OF THE CONSUMER. HIGH END SYSTEMS, INC. MAKES NO WARRANTIES, EXPRESS OR IMPLIED, WITH RESPECT TO ANY PRODUCT, AND HIGH END SPECIFICALLY DISCLAIMS ANY WARRANTY OF MERCHANTABILITY OR FITNESS

---

FOR A PARTICULAR PURPOSE. HIGH END SHALL NOT BE LIABLE FOR ANY INDIRECT, INCIDENTAL OR CONSEQUENTIAL DAMAGE, INCLUDING LOST PROFITS, SUSTAINED OR INCURRED IN CONNECTION WITH ANY PRODUCT OR CAUSED BY PRODUCT DEFECTS OR THE PARTIAL OR TOTAL FAILURE OF ANY PRODUCT REGARDLESS OF THE FORM OF ACTION, WHETHER IN CONTRACT, TORT (INCLUDING NEGLIGENCE), STRICT LIABILITY OR OTHERWISE, AND WHETHER OR NOT SUCH DAMAGE WAS FORESEEN OR UNFORESEEN.

Warranty is void if the product is misused, damaged, modified in any way, or for unauthorized repairs or parts. This warranty gives you specific legal rights, and you may also have other rights which vary from state to state.



# Table of Contents

User Manual .....	i
Contact Information .....	ii
Product Modification Warning .....	iii
Important Safety Information .....	iii
Warranty Information .....	iv
Limited Warranty .....	iv
Returning an Item Under Warranty for Repair .....	iv
Freight .....	iv

## Product Overview

Features .....	1
Output .....	1
Construction .....	1
Options .....	1
Fluid Types .....	1
Specifications .....	2
Mechanical .....	2
Output .....	2
Operation .....	3
DMX Control .....	3
Related Products and Accessories .....	3

## Installation and Setup

Unpacking .....	4
Installing the FQ-100 .....	5
Setup .....	6
Mounting .....	6
Filling the Tank .....	6
Starting up the Unit .....	6

## Operation

Menu System .....	7
Function Options .....	7
Interval Set .....	7
Duration .....	7
Timer Output .....	7
Volume Output .....	8
DMX Addressing .....	8
Manual Operation .....	8



DMX Control .....8  
Fluid Sensor Function .....9  
**Maintenance and Storage**.....10  
**Important Safety Information**.....11  
    IMPORTANTES INFORMATIONS SUR LA SÉCURITÉ .....12  
    WICHTIGE HINWEISE FÜR IHRE SICHERHEIT .....13  
    INFORMACIÓN IMPORTANTE DE SEGURIDAD .....14  
    IMPORTANTI INFORMAZIONI PER LA SICUREZZA .....15

# Product Overview

The FQ-100™ performance fog generator; designed for use in the nightclub, theatrical and touring industries; can produce a range of atmospheres from dense fog to fine mist. Atmospheres® Fog Generating fluid is specially formulated to provide a dense, safe, water-based fog of a fine particulate size. In addition to low noise levels, the FQ-100 also includes an internal LCD digital menu system providing the ability to set the volume control, timer control, and DMX functions at the fixture.

## Features

- Large 9.5 liter (2.5 gallon) removable fluid reservoir for extended use
- Atmospheres® scientifically formulated fluid provides optimum particulate size for lighting applications
- LCD Menu
- Timer with interval, duration, and volume; set DMX; continuous fogging, Manual ON/OFF
- 3-pin and 5-pin XLR DMX in/out connectors
- Fluid level sight gauge
- User replaceable fluid filter

## Output

- 20,000 cu.ft (566m3) / min. output
- 10 min. / 1 liter fluid consumption rate
- 11 minutes warm-up time
- Optoelectronic liquid sensor with auto shutoff

## Construction

- Low-maintenance, corrosion-resistant vaporizing chamber
- Dual carrying handles
- Safety cable mounting point

## Options

- 100-120 VAC 50/60 Hz
- 200-240 VAC 50/60 Hz

## Fluid Types

- HQ
- Stage

## Specifications

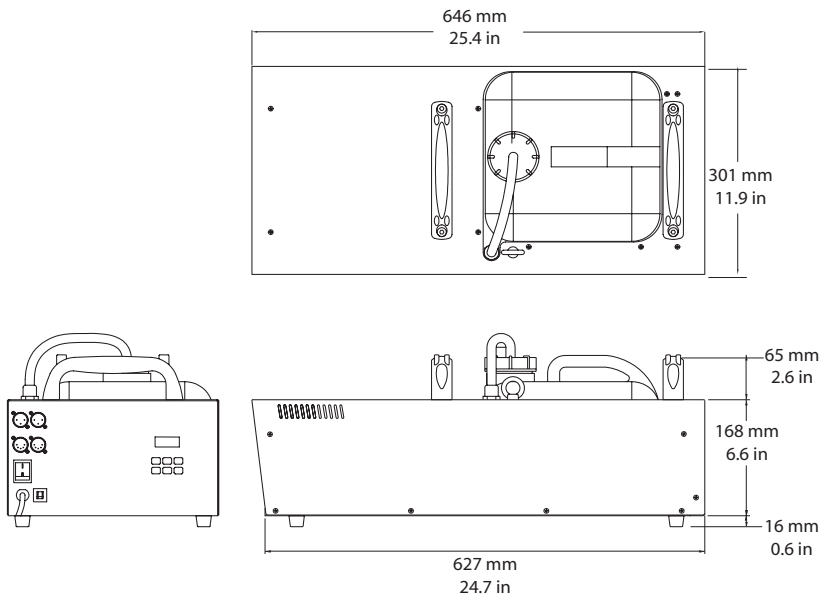
### Mechanical

**Fixture Dimensions:** 646mm x 301mm x 168mm (25.4in x 11.9in x 6.6in)

**Boxed for Shipping:** 740mm x 410mm x 602mm (29.0in x 16.1in x 23.7in)

**Fixture Weight:** 15.5 kg (34 lb)

**Shipping Weight:** 19 kg (42 lb)



### Output

**Fluid capacity:** 9.5 liter (2.5 gal) fluid reservoir

**Minimum Output:** 566 m<sup>3</sup> (20,000 ft<sup>3</sup>)

**Warm-up Time:** 11 min

**Liquid Sensor:** Optoelectronic with auto shutoff

**Fluid Type:** Water-based Atmospheres ® fine particulate fog generating fluid.  
HQ, Stage

## Operation

### Menu Interface:

- Timer to set interval and duration
- Volume control
- DMX Channel setting
- Manual ON/OFF
- Continuous fogging setting
- LCD Display

**Compliance:** ROHS, TUV 499 (UL standard)

### Environmental Specifications:

- Minimum ambient temperature -5° C (23°F)
- Minimum ambient temperature 50°C (122°F)

## DMX Control

**Control:** DMX-512

**Channel Requirement:** One

**Address Methods:** Menu Display, DMX Data Connection

## Related Products and Accessories

Name	Part Number
Atmospheres Liquid, 2.11 Gal HQ	05040001
Atmospheres, 5 Gal HQ	05040002
Atmospheres, 2.11 Gal Stage	05040004
Atmospheres, 5 Gal Stage	05040005
Atmospheres, 55 Gal Stage	05040018
Atmospheres, 55 Gal HQ	05040019
Heavy duty 5-pin XLR cable (10')	55050017
Heavy duty 5-pin XLR cable (25')	55050018
Heavy duty 5-pin XLR cable (50')	55050019
Heavy duty 5-pin XLR cable (100')	55050020
Galvanized safety cable	12040001

# Installation and Setup

## Unpacking

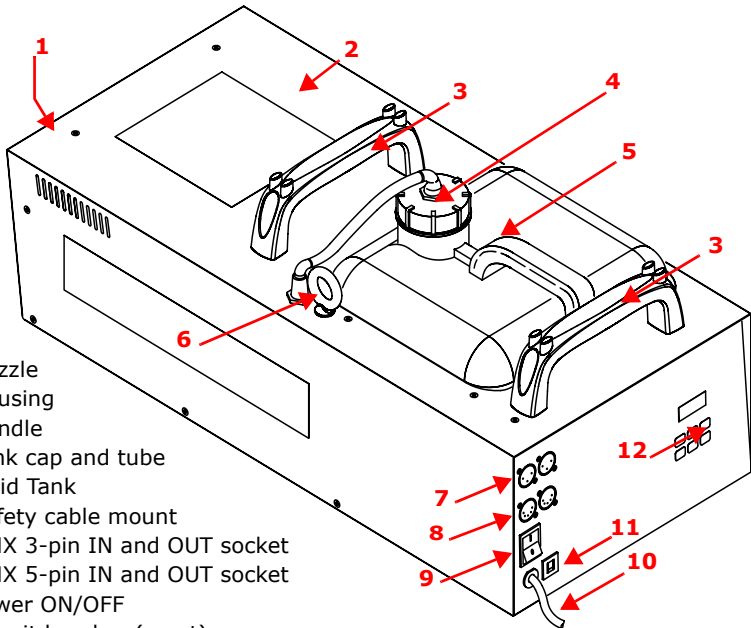
The shipping carton contains the FQ-100, its fog fluid bottle, and this manual.

If parts are missing or the fixture is damaged, notify both the shipping agent and your sales agent immediately.

Do not discard the shipping carton and packing materials. The carton and packing materials are specifically designed to protect the product during transport.

High End Systems® assumes no responsibility for products that are damaged during transport. Always return a product for repair in its original shipping carton and packing materials.

**Note: Before sending anything to the factory, call your High End Systems dealer/distributor for a Return Material Authorization (RMA) number. The factory cannot accept any goods shipped without an RMA number.**



1. Nozzle
2. Housing
3. Handle
4. Tank cap and tube
5. Fluid Tank
6. Safety cable mount
7. DMX 3-pin IN and OUT socket
8. DMX 5-pin IN and OUT socket
9. Power ON/OFF
10. Circuit breaker (reset)
11. Power cable
12. LCD Menu System

## Installing the FQ-100

This product is constructed with a low-maintenance, corrosion-resistant vaporizing chamber and dual carrying handles. A safety cable mounting point can be used in securing the unit when strapped to a truss.



**Caution!**

**Do not use the handles as a safety cable mounting point.**

Before installing and operating this product, read and observe the following warnings and cautions. Pay attention to all warning labels and instructions printed on the exterior of your FQ-100 Fog Machine.



**WARNING! Risk of electric shock.**

**Disconnect the unit from the electric supply before removing the cover. Keep this device dry.**

**For inside use only. Not designed for outside use. For the 110V models, use 3-prong grounded electrical outlet only. Prior to use take care to determine that the unit is installed at the rated voltage.**



**WARNING! Danger of burns**

**Never leave the unit running unattended.**

**Never aim the output nozzle directly at people.**

**Fog machine output is very hot. Avoid coming within 60 cm of the output nozzle during operation.**

**Locate the fog machine in a well-ventilated area. Never cover the unit's vents. In order to guarantee adequate ventilation, allow a free air space of at least 20 cm around the sides and top of the unit.**

**Never aim the output nozzle at open flames.**

**The output nozzle becomes very hot during operation (300°C). Keep flammable materials at least 50 cm away from the nozzle.**

**Always allow the FQ-100 Fog Generator to cool down before attempting to clean or service it.**



**WARNING! Danger of explosion**

**Never add flammable liquids of any kind (oil, gas, perfume) to the fog liquid.**

## Setup

### Mounting

This model can be operated at a floor level or sitting on any regular surface.



**CAUTION!**

**Do not allow the unit to have more than a 35° angle of inclination.**

### Filling the Tank

This product is warranted for use only with Atmospheres® fog fluid.



**CAUTION!**

**When using Atmospheres fog fluid, always make sure there is sufficient liquid in the fog liquid tank. Operating this unit without liquid will cause damage to the pump as well as over-heating of the heater.**

**If your FQ-100 Fog Machine fails to work properly, discontinue use immediately. Drain all fog liquid from the tank, pack the unit securely (preferably in the original packing material), and return it to your FQ-100 dealer for service.**

**Keep fog machine upright.**

**Turn off or unplug when not in use.**

**This machine is not water or splash-proof. If moisture, water, or fog liquid gets inside the housing, immediately unplug the unit and contact a service technician or your FQ-100 dealer before using it again.**

***There are no user serviceable parts inside. Always refer your FQ-100 dealer or other qualified personnel for servicing.***

To fill the tank:

1. Place fog machine on a flat surface and remove fog liquid tank cap.
2. Fill with Atmospheres fog liquid about 3/4 full and replace cap.

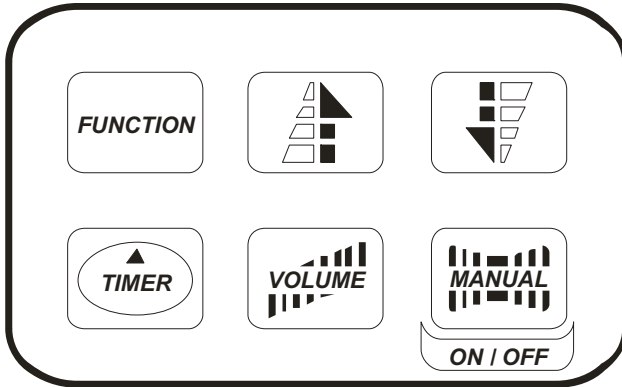
### Starting up the Unit

Plug the power cord into a grounded electrical outlet. Turn the power switch to "ON". Warm-up is complete when the display shows "**Ready to Fog**"

# Operation

## Menu System

The FQ-100 unit has an LCD display and a six-button control panel. After the FQ-100 performance fog generator has warmed up and is displaying "Ready to Fog", you can access and set the sub-menu options.



## Function Options

### Interval Set

1. When LCD displays "Ready To Fog", press the **FUNCTION** button once. The display shows **INTERVAL SET**.
2. Use the **UP/DOWN** buttons to adjust the fog output interval of Timer mode from 1 to 200 seconds.

### Duration

1. When LCD displays "Ready To Fog", press **FUNCTION** button twice. The display shows **DURATION SET**.
2. Use the **UP/DOWN** buttons to adjust the fog output duration of Timer mode from 1 to 200 seconds.

### Timer Output

1. When LCD menu screen displays "Ready To Fog", press **FUNCTION** three times. The display shows **TIMER OUT**.
2. Use the **UP/Down** buttons to adjust the fog output volume of Timer mode from 1% to 100%.



3. You can trigger the Timer mode by pressing the **TIMER** button when LCD menu screen shows "Ready To Fog". Pressing **TIMER** button again ends the Timer mode.

**Note: There is a Non-Stop Burst function between Timer Out 1% and Timer Out 100%. Choosing this function can make machine generate continuous fog output under Timer mode.**

## Volume Output

1. When the LCD menu screen displays "Ready To Fog", press **FUNCTION** four time. The screen shows **VOLUME OUT**.
2. Use the **UP/DOWN** buttons to adjust the fog output volume of the Volume mode from 1% to 100%. Trigger the Volume mode by pressing the **VOLUME** button when LCD menu screen shows "Ready To Fog". Pressing the **VOLUME** button again ends the Volume mode.

**Note: There is a Non-Stop Burst function between Volume Out 1% and Volume Out 100%. Choosing this function can make machine generate continuous fog output under Volume mode.**

## DMX Addressing

1. When LCD menu screen displays "Ready To Fog", press **FUNCTION** five times. The screen shows **DMX 512 ADD**.
2. Use the **UP/DOWN** buttons to adjust the DMX address.

## Manual Operation

Pressing the **MANUAL** button when LCD menu screen displays "Ready To Fog" produces 100% full fog output. Release the **MANUAL** button to stop fogging.

## DMX Control

The FQ-100 fog generator uses 1 channel on a standard DMX512 link to control volume output. This channel has a value range of 0 to 255. Timer functions such as duration and interval can be programmed using a DMX controller.

When the channel DMX value equals 0 to 5, the unit is OFF. The volume output rises as the DMX value is increased from a minimum output at a DMX value = 6 approaching the maximum at a DMX value = 255 (100%).

## Fluid Sensor Function

The Fluid Sensor detects low fluid levels on FQ-100 fog machine.

When the fluid tank is empty (run out of fog fluid), the LCD menu screen starts to flash "Empty Fluid" to warn users and the fluid pump stops working automatically to protect the pump from burn out.

After you refill the fluid tank, press the **MANUAL** button until the LCD screen displays to "Ready to Fog" again.



### **CAUTION!**

**When using Atmospheres fog fluid, always make sure there is sufficient liquid in the fog liquid tank. Operating this unit without liquid will cause damage to the pump as well as overheating of the heater.**

When the fluid sensor is on, the LCD screen shows "Ready to Fog S" (The "S" means "Sensor On"). When it is off, the LCD screen shows "Ready to Fog" (without the "S").

If you do not need the fluid sensor function, you can use the control panel to switch it off. To switch off the fluid sensor:

1. Press the **FUNCTION** button on the control panel until LCD screen shows "Fluid Sensor On".
2. Press the **UP/DOWN** button to turn off the fluid sensor. The screen displays "Fluid Sensor Off"
3. Pressing the **UP/DOWN** button again will turn the fluid sensor back on.

## **Maintenance and Storage**

To maintain the FQ-100 fog generator:

- Do not allow the fog liquid to become contaminated
- Always replace the caps on the fog liquid container and the liquid tank immediately after filling
- Never operate the fog machine without liquid
- Keep vented cover free of debris
- Keep fluid container free of debris and rinse periodically with Atmospheres fluid
- For service, refer to qualified personnel only. Unauthorized service will void the warranty

Cleaning your fog machine regularly will help reduce costly replacement and repair charges.

- Clean with a dry cloth only
- Store dry

## Important Safety Information

### **WARNING: For Continued Protection Against Fire**

1. Do not operate near flammable materials or gases.
2. Do not mount on a flammable surface.
3. Replace fuses only with the specified type and rating.

### **WARNING: For Continued Protection Against Electric Shock**

1. Equipment suitable for dry locations only. Do not expose to rain or moisture.
2. Do not overfill or clean this product with power connected.
3. Refer servicing to qualified personnel.
4. Not for residential use.

### **WARNING: For Continued Protection Against Injury To Persons**

1. Do not install this unit directly overhead an audience or artists.
2. No user servicable part inside.
3. Atmospheres® fluid has been specifically designed for use in this machine. It has been tested for use by independent toxicological laboratories and found non-toxic to test articles. Use of other fluids which may not take into account specific evaporation systems, temperature, flow rate and materials of construction may be construed as a health hazard. Do not dilute Atmospheres® fluid. Dilution with water, scent or other constituents can cause rapid evaporation system failure. Combining additives to Atmospheres® fluid may be a health and fire hazard.

## **IMPORTANTES INFORMATIONS SUR LA SÉCURITÉ**

### **MISE EN GARDE: Pour Une Protection Permanente Contre Les Incendies**

1. Ne pas utiliser ce produit a proximité de matériaux inflammables.
2. Ne montez pas sur une surface inflammable.
3. Remplacer les fusibles seulement avec le type spécifié et le classement.

### **MISE EN GARDE: Pour Une Protection Permanente Contre Les Chocs Électriques**

1. Cet équipement doit être uniquement utilisé dans des endroits secs. Ne pas l'exposer à la pluie ou l'humidité.
2. Ne surchargez pas ou nettoyez ce produit avec une puissance connectée.
3. Confiez l'entretien à un personnel qualifié.
4. L'utilisation ce produit est réserve uniquement a un usage professionnel.

### **MISE EN GARDE: Pour Une Protection Permanente Contre Les Blessures Corporelles**

1. N'installez pas ce produit directement au-dessus du public ou des artistes.
2. Ne tentez pas de réparer ce produit vous-mêmes.
3. Le liquide Atmospheres® fût spécialement conçu pour l'utilisation de cette machine. Ce liquide fût testé par un laboratoire toxicologique indépendant et n'est pas toxique aux articles testés. L'utilisation d'autres produits peut entrainer un changement de régularité en évaporation, températures et peut être dommageable pour la sante. Ne pas diluer le liquide Atmospheres®. La dilution de ce produit avec de l'eau, parfum ou tout autre substance peut causer une évaporation rapide et peut endommager l'appareil. L'ajout de substance au liquide Atmospheres® peut être dommageable pour la sante et pourrait causer un incendie.

## **WICHTIGE HINWEISE FÜR IHRE SICHERHEIT**

### **WARNUNG: Für kontinuierlichen Schutz gegen Brände**

1. Verwenden Sie dieses Produkt nicht in der Nähe von brennbaren Materialien.
2. Montieren Sie das Gerät nicht auf brennbare Oberflächen.
3. Ersetzen Sie Sicherungen nur mit der angegebenen Art und Bewertung.

### **WARNUNG: Für kontinuierlichen Schutz gegen elektrischen Schlag**

1. Dieses Gerät sollte nur in trockener Umgebung verwendet werden. Setzen Sie das Gerät nicht Regen oder Feuchtigkeit.
2. Vermeiden Sie die Überlastung oder saubere zu diesem Produkt mit einer Anschlussleistung.
3. Überlassen Sie die Wartung qualifiziertem Fachpersonal.
4. Mit diesem Produkt hat nur bis zu einem professionellen Einsatz.

### **WARNUNG: Für kontinuierlichen Schutz gegen Körperverletzung**

1. Installieren Sie dieses Produkt nicht direkt über die Öffentlichkeit, oder Künstler.
2. Versuchen Sie nicht, dieses Produkt selbst zu reparieren.
3. Die Flüssigkeit Atmospheres® wurde speziell für den Einsatz dieser Maschine konzipiert. Diese Flüssigkeit wurde von einem unabhängigen Labor getestet Toxikologie und ist nicht toxisch auf die Artikel geprüft. Bei Verwendung anderer Produkte kann eine Änderung der Ordnungsmäßigkeit der Verdampfung haben, und die Temperaturen können für die Gesundheit schädlich. Nicht verdünnen der Flüssigkeit Atmospheres®. Verdünnen Sie das Produkt mit Wasser, Parfüm oder andere Stoffe können zu schnelle Verdunstung und Angst führen. Hinzufügen von Substanz, um die Flüssigkeit Atmospheres® kann gesundheitsschädlich sein und einen Brand verursachen.

## **INFORMACIÓN IMPORTANTE DE SEGURIDAD**

### **ADVERTENCIA: Para Protección Continua Contra Incendios**

1. No utilice este producto cerca de materiales inflamables.
2. No instalar sobre una superficie inflamable.
3. Reemplazar los fusibles sólo con el tipo y clasificación.

### **ADVERTENCIA: Para La Protección Continua Contra Electrocuiones**

1. Este equipo sólo debe utilizarse en condiciones secas. No exponer a la lluvia o la humedad.
2. No sobrecargue o limpiar este producto con una carga conectada.
3. Consulte al personal cualificado.
4. El uso de este producto está sujeto sólo a un uso profesional.

### **ADVERTENCIA: Para Protección Continua Contra Lesiones Corporales**

1. No instale esta unidad directamente encima de la audiencia o artistas.
2. No intente reparar este producto usted mismo.
3. El líquido Atmospheres® fue diseñado especialmente para el uso de esta máquina. Este líquido fue probado por un laboratorio de toxicología independiente y no es tóxico para los elementos de prueba. El uso de otros productos puede causar un cambio en la regularidad de vaporización, y las temperaturas pueden ser perjudiciales para la salud. No diluir el líquido Atmospheres®. Diluir el producto con agua, perfume o cualquier otra sustancia que puede causar una rápida evaporación y daños en el mied. Adición de contenido a la Atmospheres® líquido puede ser perjudicial para la salud y podría causar un incendio.

## **IMPORTANTI INFORMAZIONI PER LA SICUREZZA**

### **AVVERTENZA: Per La Prevenire Di Incendi**

1. Non usare questo prodotto vicino a materiali infiammabili.
2. Non montare su superfici infiammabili.
3. Sostituire i fusibili solo con il tipo specificato e il rating.

### **AVVERTENZE: Per La Prevenzione Di Scosse Elettriche**

1. Questa apparecchiatura dovrebbe essere utilizzata solo in condizioni di asciutto. Non esporre a pioggia o umidità.
2. Non sovraccaricare o pulire questo prodotto con un carico collegato.
3. Rivolgersi a personale qualificato.
4. L'utilizzo di questo prodotto è soggetto solo ad un uso professionale.

### **AVVERTENZE: Per La Prevenzione Costante Di Danni Fisici Alle Persone**

1. Non installare questa unità direttamente sopra il pubblico e gli artisti.
2. Nessuna parte dell'utente servicabile all'interno.
3. Il liquido Atmospheres® è stato appositamente progettato per l'uso di questa macchina. Questo liquido è stato testato da un laboratorio indipendente tossicologia e non è tossico per gli elementi di prova. L'uso di altri prodotti possono provocare un cambiamento nella regolarità di vaporizzazione, e le temperature possono essere dannosi per la salute. Non diluire il liquido Atmospheres®. Diluendo il prodotto con acqua, profumi o qualsiasi altra sostanza può causare la rapida evaporazione e danni paura. L'aggiunta di sostanze al liquido Atmospheres® possono essere dannosi per la salute e potrebbe causare un incendio.



